







TDS PRODUCT IMAGE SHEET – CATEGORY >		
BRACKETS & PIVOTS		
Images	TDS Part Numbers & Description	OE References & (WHERE FITTED)
	<p>ASY025 IG PIVOT BRACKET ASSY # Ø14 BEARING=BRG037</p>	H105023 Deans
	<p>ASY026 RH BOTTOM BEARING ASSEMBLY DEANS</p>	H102724 Deans
	<p>ASY027 PIVOT BRACKET ASSY KIT DEANS (Ø12 BEARING=BRG046)</p>	H105021 Deans
	<p>ASY058 DEANS RH GUIDE ASSY (RLR005)</p>	D17984 Deans
	<p>BRK001A BOTTOM STEADY BRACKET With 10.5x21 slot</p>	BRK001A TDS
	<p>BRK002A IG DOOR GUIDE BRACKET</p>	BRK002A TDS

	<p>BRK005A DOOR GUIDE BRACKET FLAT OFFSET FLD</p>	<p>BRK005A TDS (PARRY PPM60)</p>
	<p>BRK007A MICROSWITCH MOUNT BRACKET (SDU CLUTCH ASSY)</p>	<p>BRK007A TDS (TREKABUS 16)</p>
	<p>BRK008 CABLE END BRACKET</p>	<p>BRK008 TDS</p>
	<p>BRK009 UNIVERSAL SENSOR MOUNT TDS CYLINDERS</p>	<p>BRK009 TDS</p>
	<p>BRK011 REAR END BRKT MALE Ø16mm 63 BORE CYLINDER</p>	<p>BRK011 TDS</p>
	<p>BRK012 REAR END BRKT L SHAPE Ø16mm 63 BORE CYLINDER</p>	<p>BRK012 TDS</p>
	<p>BRK013 REAR END TRUNION SPH Ø16mm 63 BORE CYLINDER</p>	<p>BRK013 TDS</p>

	<p>BRK014 REAR END FEMALE TRUNION Ø16mm 63 BORE CYLINDER</p>	<p>BRK014 TDS</p>
	<p>BRK015 REAR END SPIGOT-M10 63 BORE CYLINDER</p>	<p>BRK015 TDS</p>
 <p>BRK019</p>	<p>BRK019 FOOT MOUNT 20 BORE MINI CYLINDER</p>	<p>BRK019 TDS</p>
	<p>BRK020A DOOR GUIDE BRACKET BLACK FLAT OFFSET FLD</p>	<p>BRK020A TDS (FLD001 PARRY PPM)</p>
 <p>BRK021</p>	<p>BRK021 DOORSHAFT BEARING HOUSING LONG To take BRG021B Ø 14 SPH Bearing race</p>	<p>216760 Peters DEP-00150</p>
	<p>BRK023 DOOR GUIDE USED ON TDS FLD004-5</p>	<p>BRK023 TDS DEP103275</p>
	<p>BRK024 CRANK @ 25 RH HG=25 SLOT CTR=85x55</p>	<p>BRK024 TDS</p>

	<p>BRK025 CRANK @ 25 LH HG=25 SLOT CTR=85x55</p>	<p>BRK025 TDS</p>
 <p>BRK026</p>	<p>BRK026 DOOR GUIDE BRACKET PDS 3 HOLE</p>	<p>200449 Peters</p>
 <p>BRK027</p>	<p>BRK027 DOOR GUIDE BRACKET PDS 4 HOLE</p>	<p>200353 Peters</p>
	<p>BRK029 GUIDE BRACKET KIT DEANS</p>	<p>H104566 Deans</p>
 <p>BRK031</p>	<p>BRK031 BEARING HOUSING To take BRG001A nylon bearing</p>	<p>205590 Peters</p>
	<p>BRK039 RH DOOR GUIDE BRACKET CRK=22. OFFSET=66. SLOT=10x30.</p>	<p>215808 Peters</p>
	<p>BRK040 LH DOOR GUIDE BRACKET CRK=22. OFFSET=66. SLOT=10x30</p>	<p>215807 Peters</p>

	<p>BRK046-ASY IG Ø12 RUBBER BUSH BRKT ASSY FOR Ø50 CYLINDERS + M8 Fixings</p>	<p>BRK046-ASY TDS 6600807N33</p>
	<p>BRK049 LH SUPPORT BRACKET</p>	<p>027946 Deans 66902955</p>
	<p>BRK050 RH SUPPORT BRACKET</p>	<p>027947 Deans 66902721</p>
	<p>BRK054 LH NO.1 DOOR GUIDE BRACKET (KKT DOOR)</p>	<p>H102945 Deans</p>
	<p>BRK055 RH NO.2 DOOR GUIDE BRACKET (KKT DOOR)</p>	<p>H102946 Deans</p>
	<p>BRK056 MOUNT BRACKET - PNE303 TDS FILTER REG RANGE (HOLE DIA=30mm)</p>	<p>BRK056 TDS</p>

	<p align="center">BRK067 CORNER INSERT DEANS KEIKERT BONDED GLAZING DOORS</p>	<p align="center">C49800 <i>Deans</i></p>
	<p align="center">BRK068 RH No.1 Door. BOTTOM LEADING EDGE BRACKET DEANS KEIKERT BONDED GLAZING DOORS</p>	<p align="center">H107216 <i>Deans</i></p>
	<p align="center">BRK069 LH No.2 Door. BOTTOM LEADING EDGE BRACKET DEANS KEIKERT BONDED GLAZING DOORS</p>	<p align="center">H107217 <i>Deans</i> 6690811N05</p>
	<p align="center">BRG070-28 M12 SLOTxM8 FIXINGS BY 28mm DEEP CTRS</p>	<p align="center">BRG070-28 <i>TDS</i> FOR PLUG DOOR PIVOT ARMS, ALSO SEE > BRG073 RUB045 SAB040</p> 
	<p align="center">BRK071 No1 LH DOORGUIDE BRACKET</p>	<p align="center">027724 <i>Deans</i></p>
	<p align="center">BRK072 No2 RH DOORGUIDE BRACKET</p>	<p align="center">027725 <i>Deans</i></p>

	<p>BRK079 MASATS TOP CONTROLLER</p>	<p>BRK079 TDS</p>
	<p>BRK080-01RH BEARING SUPPORT BRACKET RH CENTRE</p>	<p>BRK050-01RH TDS</p>
	<p>BRK083 ROTARY LOCK & COVER RETAINING BRACKET</p>	<p>BRK083 TDS USED WITH HDL039T GLASS MOUNT ROTARY LOCK SYSTEM</p>
	<p>BRK084 UNIVERSAL BRACKET OFF SET @ 160 CTR</p>	<p>BRK084 TDS</p>
	<p>BRK084-01-ASSY UPPER DOORSHAFT BRG (25dia X 160 OFF SET) ASSY</p>	<p>BRK084-01-ASSY TDS</p>
	<p>BRK084-02-ASSY LOWER DOORSHAFT BRG (25dia x 160 OFF SET) ASSY</p>	<p>BRK084-02-ASSY TDS</p>
	<p>BRK101 STABILIZER & DOOR GUIDE BRACKET with Ø10 hole</p>	<p>BRK101 TDS</p>

	<p>KIT010 IG DOORSHAFT PIVOT FIXING KIT</p>	<p>100-051-KIT <i>Peters</i></p> <p>66903056</p>
 <p style="text-align: center;">KIT014</p>	<p>KIT014 PIVOT KIT PDS GLIDER TOP OR BOTTOM M12x1.75</p>	<p>100-034-KIT <i>Peters</i> (100-084-KIT)</p>
	<p>KIT023 PDS DOORSHAFT FIXING KIT</p>	<p>100-57-A4 <i>Peters</i></p>
 <p style="font-size: small;">PMS180160</p>	<p>KIT027 M12 SPH TOP/OILT BOTT FIT FOR RH DOOR VIEWED FROM INSIDE VEHICLE</p>	<p>100-040RL-KIT <i>Peters</i> (OPTARE EXCEL)</p>
 <p style="font-size: small;">04/08/2014</p>	<p>KIT028 M12 SPH TOP/OILT BOTT FIT FOR LH DOOR VIEWED FROM INSIDE VEHICLE</p>	<p>100-040LL-KIT <i>Peters</i> (OPTARE EXCEL)</p>
	<p>KIT027-BRL OILTE BOTTOM PIVOT KIT FOR LH DOOR VIEWED FROM INSIDE VEHICLE</p>	<p>100-040-A4 <i>Peters</i> (OPTARE EXCEL)</p>

	<p>KIT028-BLL OILTE BOTTOM PIVOT KIT FOR LH DOOR VIEWED FROM INSIDE VEHICLE</p>	<p>100-040-A4 Peters (OPTARE EXCEL)</p>
	<p>L500-05-ASSY-01 IG UPPER BEARING BRACKET ASSY # Ø14 BEARING=BRG021B</p>	<p>L500-05-ASSY-01 TDS (ALL OPTARE VEHICLES – TDS DOOR) DP0383826</p>
	<p>L500-06-LH IG DOOR GUIDE BRACKET LH</p>	<p>L500-06-LH TDS (ALL OPTARE VEHICLES – TDS DOOR EXCEPT OLYMPUS DD) 32450027</p>
	<p>L500-06-RH IG DOOR GUIDE BRACKET RH</p>	<p>L500-06-RH TDS (ALL OPTARE VEHICLES – TDS DOOR EXCEPT OLYMPUS DD) 32450028</p>
	<p>L500-09-ASSY-01 IG LOWER BEARING BRACKET ASSY # Ø14 BEARING=BRG021B</p>	<p>L500-09-ASSY-01 TDS (ALL OPTARE VEHICLES – TDS DOOR) 6690832N00</p>
	<p>PVP003 Ø12 CLEVIS CLUTCH PIN</p>	<p>214677 Peters</p>
	<p>PVP005 Ø12 x 40 PIVOT PIN</p>	<p>213548 Peters</p>

	<p>PVT001A Ø12 REAR PIVOT PLATE ELEC ACTUATOR</p>	<p>214664 <i>Peters</i></p>
	<p>PVT002A DOOR PIVOT PLATE</p>	<p>201361 <i>Peters</i></p> <p>201361 204730</p>
	<p>PVT003A RH BEARING PIVOT PLATE</p>	<p>214750 <i>Peters</i></p>
	<p>PVT004A LH BEARING PIVOT PLATE</p>	<p>214751 <i>Peters</i></p>
	<p>PVT005A M12 ACTUATOR PIVOT PLATE</p>	<p>217117 <i>Peters</i></p>
	<p>PVT008A PIVOT PLATE RH</p>	<p>201348 <i>Peters</i></p>
	<p>PVT009A PIVOT PLATE LH</p>	<p>201349 <i>Peters</i></p>

	<p>PVT010A IG DOOR HINGE BLOCK LONG- Ø12.7 Spigot</p>	<p>E25408 <i>Deans</i></p> <p>16R0121 16R0131</p>
	<p>PVT011A IG DOOR HINGE BLOCK SHORT- Ø12.7 Spigot</p>	<p>E25407 <i>Deans</i></p> <p>16R0120</p>
	<p>PVT013A SHORT PIVOT PLATE TOP RH</p>	<p>214426 <i>Peters</i></p>
	<p>PVT014A SHORT PIVOT PLATE TOP LH</p>	<p>214427 <i>Peters</i></p>
 <p>PVT015A</p>	<p>PVT015A LOWER HINGE PIVOT BRACKET- Ø12.7 Spigot</p>	<p>D31431 <i>Deans</i></p>
 <p>PVT016A</p>	<p>PVT016A UPPER HINGE PIVOT BRACKET- Ø12.7 Spigot</p>	<p>D31388 <i>Deans</i></p>
 <p>PVT017A</p>	<p>PVT017A UPPER BEARING PIVOT BRACKET Ø14 Spigot</p>	<p>PVT017A <i>TDS</i></p>

	<p>PVT017-ASY IG M14 UPPER BEARING PIVOT ASSY</p>	<p>PVT017-ASY TDS</p> <p>29455017 660835N00</p>
	<p>PVT018A Ø14 LOWER BEARING PIVOT BRACKET- Ø14 Spigot</p>	<p>PVT018A TDS</p>
	<p>PVT018-ASY IG M14 LOWER BEARING PIVOT ASSY</p>	<p>PVT018-ASY TDS</p> <p>6690836N00 294550018 16R0236</p>
	<p>PVT019A O/D=31.65 x 82(O/L=110) Ø14BOTTOM SPIGOT FITS INTO O/D 38mm DOORSHAFT</p>	<p>216755 Peters</p> <p>33-19078-2</p>
	<p>PVT022 M12 REAR PIVOT PLATE RETROFIT ON TO SHELFPLATE</p> 	<p>RETROFIT PART FOR FITTING TO PETERS UPPER SHELFPLATE 217721</p> <p>BASE SHELFPLATE = HPA034 TDS (EAST LANCS OMNIDECK)</p>
	<p>PVT023A Ø16 REAR PIVOT PLATE FOR PNEU ACTUATOR</p>	<p>200348 Peters</p>
	<p>PVT025 Ø3/4 PIVOT BRACKET WELD ASSY</p>	<p>214660 Peters</p>

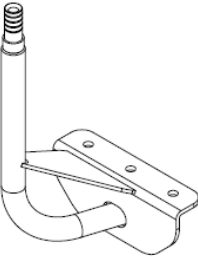

	<p>PVT029 PS LOWER PIVOT ARM ASSY (DEANS PS)</p>	<p>088099 <i>Deans</i></p>
	<p>PVT031 LOWER PIVOT HINGE PLATE WITH BRG</p>	<p>PVT031 <i>TDS</i></p>
	<p>ROD101 DRIVE ROD END COUPLING</p>	<p>ROD101 <i>TDS</i></p>
	<p>ROD102 DRIVE ROD SUPPORT BRACKET</p>	<p>ROD102 <i>TDS</i></p>
	<p>B470 PS SWITCH CAM SHAFT</p>	<p>B470 <i>Ventura</i></p> <p>DEP-00218 DSP-00090 42-5145-178</p>
	<p>B585 IG4 PIVOT BOLT M6</p>	<p>B585 <i>Ventura</i> WRIGHTBUS STREETLITE IGE</p>
	<p>C592 PS CATERPILLAR CABLE SUPPORT BRACKET</p>	<p>C592 <i>Ventura</i></p>

	<p>B680 PS END PLATE RIGHT</p>	<p>B680 <i>Ventura</i></p> <p>DED-00270</p>
	<p>B688 PS PIVOT BOLT 16xM10 (PS)</p>	<p>B688 <i>Ventura</i> (PS BOTTOM SUPPORT ASSY)</p> <p>DED-00270 6690818D31 42-5145-688</p>
	<p>C727 RS ACTUATOR BRACKET LH</p>	<p>C727 <i>Ventura</i></p>
	<p>C924 PS CATCH PIN</p>	<p>C924 <i>Ventura</i></p> <p>DED-00393</p>
	<p>C965 PS CATCH BLOCK (EARLY)</p>	<p>C965 <i>Ventura</i></p>
	<p>D088 PS CYLINDER BRACKET (FRONT D622)</p>	<p>D088 <i>Ventura</i></p> <p>42-5145-139</p>
	<p>D090 PS CYLINDER BRACKET (REAR D622)</p>	<p>D090 <i>Ventura</i></p> <p>42-5145-140</p>

	<p>D091 PS CYLINDER BRACKET (CARRIAGE D622)</p>	<p>D091 <i>Ventura</i></p> <p>42-5145-143</p>
	<p>D102 PS CAM ROLLER BRACKET</p>	<p>D102 <i>Ventura</i></p> <p>42-5145-117</p>
	<p>D135 PS TENSION BRACKET</p>	<p>D135 <i>Ventura</i></p> <p>42-5145-123</p>
	<p>D525 PS BOTTOM SUPPORT LH</p>	<p>D525 <i>Ventura</i></p> <p>42-5145-173</p>
	<p>D526 PS BOTTOM SUPPORT RH</p>	<p>D526 <i>Ventura</i></p> <p>42-5145-174</p>
	<p>D545 PS CATCH PIN PLATE LH</p>	<p>D545 <i>Ventura</i></p> <p>42-5145-025</p>
	<p>D546 PS CATCH PIN PLATE RH</p>	<p>D546 <i>Ventura</i></p> <p>42-5145-017</p>

	<p align="center">D549 PS ENDPLATE RH WELD ASSY</p>	<p align="center">D549 <i>Ventura</i></p> <p align="right">42-5145-103</p>
	<p align="center">D703 PS DOORSHAFT ADJUSTING BRACKET LH</p>	<p align="center">D703 <i>Ventura</i></p>
	<p align="center">D704 PS DOORSHAFT ADJUSTING BRACKET RH</p>	<p align="center">D704 <i>Ventura</i></p> <p align="right">6600800N33</p>
	<p align="center">D802 PS SUPPORT BRACKET DOORSHAFT RH</p>	<p align="center">D802 <i>Ventura</i></p> <p align="right">DED-00207</p>
	<p align="center">E096 PS CATCH PIN PLATE RH</p>	<p align="center">E096 <i>Ventura</i></p> <p align="right">DED-00383 6690821D31</p>
	<p align="center">E097 PS CATCH PIN PLATE LH</p>	<p align="center">E097 <i>Ventura</i></p> <p align="right">DED-00384 6690820D31</p>
	<p align="center">E121 PS BOTTOM SUPPORT ASSY LH</p> <p align="center"># PIVOT BOLT = B688 # CATCH BLOCK = D803</p>	<p align="center">E121 <i>Ventura</i></p> <p align="center">ADL E200 SD PS + E400 DD PS, MCV SD EVOLUTION PS</p> <p align="right">6600023N33</p>

	<p>E122 PS BOTTOM SUPPORT ASSY RH</p> <p># PIVOT BOLT = B688 # CATCH BLOCK = D803</p>	<p>E122 <i>Ventura</i> ADL E200 SD PS + E400 DD PS, MCV SD EVOLUTION PS</p> <p>6600024N24</p>
	<p>E508 PS END PLATE LEFT WELD ASSY</p>	<p>E508 <i>Ventura</i></p>
	<p>E818 PS BOTTOM SUPPORT ASSY LH</p> <p># PIVOT BOLT = B688 # CATCH BLOCK = D803</p>	<p>E818 <i>Ventura</i> WRIGHTBUS ECLIPSE SD IG3 + GEMINI DD IG3 + STREETCAR PS , ADL E400 DD IG3, EAST LANCS SD IG3/PS + OLYMPUS DD PS, POLISH SCANIA OMNICITY DD IG3/PS, EAST LANCS Olympus DD IG3</p> <p>DED-00340 DEC-00406</p>
	<p>F302 PS BOTTOM SUPPORT ASSY RH</p> <p># PIVOT BOLT = B688 # CATCH BLOCK = D803</p>	<p>F302 <i>Ventura</i> WRIGHTBUS ECLIPSE SD IG3 + GEMINI DD IG3 + STREETCAR PS , ADL E400 DD IG3, EAST LANCS SD IG3/PS + OLYMPUS DD PS, POLISH SCANIA OMNICITY DD IG3/PS, EAST LANCS Olympus DD IG3</p> <p>DED-00343 DEC-00405</p>
	<p>F303 PS BOTTOM SUPPORT RIGHT</p>	<p>F303 <i>Ventura</i> WRIGHTBUS GEMINI DD PS</p>

	<p align="center">F864 IG3 GUIDING BRACKET LH OMNI</p>	<p align="center">F864 <i>Ventura</i> POLISH SCANIA OMNICITY DD IG3/PS</p>
	<p align="center">F865 IG3 GUIDING BRACKET RH OMNI</p>	<p align="center">F865 <i>Ventura</i> POLISH SCANIA OMNICITY DD IG3/PS</p>
	<p align="center">F913 PS DOORSHAFT ADJUSTER BRACKET LH 43MM</p>	<p align="center">F913 <i>Ventura</i> 6600801N196</p>
	<p align="center">F914 PS DOORSHAFT ADJUSTER BRACKET RH 43MM</p>	<p align="center">F914 <i>Ventura</i> 6600800N196</p>
	<p align="center">G257 IG3 DOOR SHAFT SUPPORT LH ASSY</p>	<p align="center">G257 <i>Ventura</i> POLISH SCANIA OMNICITY DD IG3</p>
	<p align="center">G298 IG3 DOOR SHAFT SUPPORT RH ASSY</p>	<p align="center">G298 <i>Ventura</i> POLISH SCANIA OMNICITY DD IG3</p>
	<p align="center">G379 IG3 LOWER SHAFT BRACKET LH # BUSH = H074</p>	<p align="center">G379 <i>Ventura</i> DEV-00245 DP038838</p>

	<p>G951 IG4 M10 PIVOT BOLT 21DIA</p>	<p>G951 <i>Ventura</i></p> <p>DEV-00027 6600806N33</p>
	<p>G955 IG SUSPENSION PIVOT PLATE</p>	<p>G955 <i>Ventura</i></p> <p>DEV-00090 6690804N26</p>
	<p>G989 IG3 PIVOT PIN</p>	<p>G989 <i>Ventura</i></p> <p>DED-00441 6690803N41</p>
	<p>H036 PS DRIVE BRACKET ASSY # BEARING BUSH = D107</p>	<p>H036 <i>Ventura</i></p> <p>DEV-00222 6690807D252</p>
	<p>H096 PIVOT BOLT M12</p>	<p>H096 <i>Ventura</i></p>
	<p>H227 PS DOORSHAFT ADJ BRACKET RH</p>	<p>H227 <i>Ventura</i></p>

	<p>H228 PS DOORSHAFT ADJ BRACKET LH</p>	<p>H228 <i>Ventura</i></p>
	<p>H430 IG3 FRAME BRACKET RH</p>	<p>H430 <i>Ventura</i></p>
	<p>H437 IG3 DOORSHAFT SUPPORT RH # PIVOT BOLT = G951</p>	<p>H437 <i>Ventura</i> WRIGHTBUS ECLIPSE SD IG3 + GEMINI DD IG3, ADL E400 DD IG3, EAST LANCS SD IG3, EAST LANCS Olympus DD IG3 DEV-00026</p>
	<p>H465 IG3 DOORSHAFT SUPPORT RH # PIVOT BOLT = G951</p>	<p>H465 <i>Ventura</i> WRIGHTBUS ECLIPSE SD IG3 + GEMINI DD IG3, ADL E400 DD IG3, EAST LANCS SD IG3, EAST LANCS Olympus DD IG3 DEV-00025</p>
	<p>H502 IG3 GUIDING BRACKET LH</p>	<p>H502 <i>Ventura</i> WRIGHTBUS ECLIPSE SD IG3 + GEMINI DD IG3, ADL E300 SD IG3, EAST LANCS SD IG3 DED-00420</p>
	<p>H508 IG3 GUIDING BRACKET RH</p>	<p>H508 <i>Ventura</i> WRIGHTBUS ECLIPSE SD IG3 + GEMINI DD IG3, ADL E300 SD IG3, EAST LANCS SD IG3 DED-00421</p>

	<p>H776 IG3 BOTTOM SUPPORT LH 135</p> <p># PIVOT BOLT = G951</p>	<p>H776 <i>Ventura</i></p> <p>6600006N26</p>
	<p>H777 IG3 BOTTOM SUPPORT RH 135</p> <p># PIVOT BOLT = G951</p>	<p>H777 <i>Ventura</i></p> <p>6600007N26</p>
	<p>H987 IG3 DOOR SHAFT SUPPORT LH ASSY</p> <p># PIVOT BOLT = G951</p>	<p>H987 <i>Ventura</i> WRIGHTBUS ECLIPSE SD IG3 + GEMINI DD IG3, ADL E400 DD IG3, EAST LANCS SD IG3 + OLYMPUS DD IG3, POLISH SCANIA OMNICITY DD IG3</p> <p>33-11188</p>
	<p>H988 IG3 DOOR SHAFT SUPPORT RH ASSY</p> <p># PIVOT BOLT = G951</p>	<p>H988 <i>Ventura</i> WRIGHTBUS ECLIPSE SD IG3 + GEMINI DD IG3, ADL E400 DD IG3, EAST LANCS SD IG3 + OLYMPUS DD IG3, POLISH SCANIA OMNICITY DD IG3</p> <p>33-11187</p>
	<p>I269 PS BOTTOM SUPPORT LH ASSY</p> <p># PIVOT BOLT = B688 # CATCH BLOCK = J405</p>	<p>I269 <i>Ventura</i> OPTARE SD PS VERSA + TEMPO</p> <p>66900369</p>
	<p>I270 PS2 BOTTOM SUPPORT RH ASSY</p> <p># PIVOT BOLT = B688 # CATCH BLOCK = J405</p>	<p>I270 <i>Ventura</i> OPTARE SD PS VERSA + TEMPO</p> <p>66900370</p>

	<p>I291 IG3 DOOR GUIDING BRACKET</p>	<p>I291 <i>Ventura</i> EAST LANCS OLYMPUS DD IG3</p>
	<p>I357 IG3 DOORSHAFT SUPPORT LH 100 ASSY</p> <p># PIVOT BOLT = G951</p>	<p>I357 <i>Ventura</i> ADL E200 SD IG4 + E300 SD IG3/IG4 + E400 DD IG3/IG4, TEMSA SD IG4</p> <p>6600008N33</p>
	<p>I358 IG3 DOORSHAFT SUPPORT RH 100 ASSY</p> <p># PIVOT BOLT = G951</p>	<p>I358 <i>Ventura</i> ADL E200 SD IG4 + E300 SD IG3/IG4 + E400 DD IG3/IG4, TEMSA SD IG4</p> <p>6600009N33</p>
	<p>I461 IG3 GUIDING BRACKET</p>	<p>I461 <i>Ventura</i> ADL E400 DD IG3</p> <p>6690825N33</p>
	<p>I500 PS CONTROL MOUNT PLATE</p> <p># REV 8 LATEST</p>	<p>I500 <i>Ventura</i></p> <p>6690832D31</p>
	<p>I741 PS ADAPTER BRACKET LH</p>	<p>I741 <i>Ventura</i></p> <p>6690800D99</p>
	<p>I801 PS ADAPTER BRACKET RH</p>	<p>I801 <i>Ventura</i></p> <p>6690801D99</p>

	<p>I944 IG4 GUIDING BRACKET</p>	<p>I944 <i>Ventura</i> TEMSA SD IG4</p>
	<p>J122 IG3 DOOR SHAFT SUPPORT LH ASSY</p> <p># PIVOT BOLT = G951</p>	<p>J122 <i>Ventura</i> MCV IG3</p>
	<p>J123 IG3 DOOR SHAFT SUPPORT RH ASSY</p> <p># PIVOT BOLT = G951</p>	<p>J123 <i>Ventura</i> MCV IG3</p>
	<p>J405 PS CATCH BLOCK BOTTOM SUPPORT</p>	<p>J405 <i>Ventura</i></p> <p>6690803D252 32455002</p>
	<p>J964 IG3 GUIDING BRACKET FLAT</p>	<p>J964 <i>Ventura</i> ADL E200 IG3</p>
	<p>L778 IG4 LOWER SHAFT (FLAP) BRKT</p> <p># BEARING BUSH = L782 # NYLON WASHER = A497</p>	<p>L778 <i>Ventura</i></p> <p>DEV-00172 6690818F75</p>
	<p>M049 PS MICROSWITCH BRACKET</p>	<p>M049 <i>Ventura</i></p>

	<p>M106 RS BOTTOM SUPPORT LH ASSY</p> <p># PIVOT BOLT = B688</p>	<p>M106 <i>Ventura</i></p> <p>6690808D237</p>
	<p>M592 IG4 GUIDING BRACKET LH</p>	<p>M592 <i>Ventura</i> ADL E200 SD IG4 + E300 SD IG4 + E400 DD IG4</p> <p>6690811D177</p>
	<p>M593 IG4 GUIDING BRACKET RH</p>	<p>M593 <i>Ventura</i> ADL E200 SD IG4 + E300 SD IG4 + E400 DD IG4</p> <p>6690812D177</p>
	<p>M670 IG4 GUIDING BRACKET LH</p>	<p>M670 <i>Ventura</i> MCV SD 112/124RLE IG4</p>
	<p>M671 IG4 GUIDING BRACKET RH</p>	<p>M671 <i>Ventura</i> MCV SD 112/124RLE IG4</p>
	<p>M717 IG4 GUIDING BRACKET</p>	<p>M717 <i>Ventura</i> WRIGHTBUS ECLIPSE SD IG4 + GEMINI DD IG4 + NBFL DD IG4/IG4 PLAT</p> <p>DEV-00107</p>
	<p>N035 IG4 DOOR SHAFT SUPPORT LH ASSY</p> <p># PIVOT BOLT = G951</p>	<p>N035 <i>Ventura</i> MCV SD 112/124RLE IG4</p> <p>66000003</p>





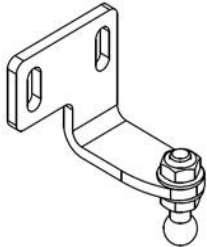
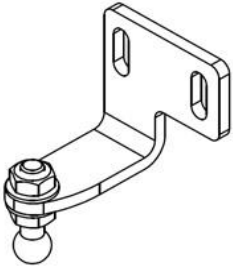

	<p>N036 IG4 DOOR SHAFT SUPPORT RH ASSY</p> <p># PIVOT BOLT = G951</p>	<p>N036 <i>Ventura</i> MCV SD 112/124RLE IG4</p> <p>66000004</p>
	<p>N058 IG4 BOTTOM SUPPORT LH ASSY 90</p> <p># PIVOT BOLT = G951</p>	<p>N058 <i>Ventura</i> WRIGHTBUS ECLIPSE SD IG4 + GEMINI DD IG4 + STREETLITE SD IG4 + NBFL DD IG4</p> <p>DEV-00067 DEV-00944 DP733703</p>
	<p>N059 IG4 BOTTOM SUPPORT RH ASSY 90</p> <p># PIVOT BOLT = G951</p>	<p>N059 <i>Ventura</i> WRIGHTBUS ECLIPSE SD IG4 + GEMINI DD IG4 + STREETLITE SD IG4 + NBFL DD IG4</p> <p>DEV-00068 DEV-00945 DP038200</p>
	<p>N427 IG4/PS2 PIVOT POINT</p>	<p>N427 <i>Ventura</i> WRIGHTBUS PS2, MCV DD EVOSETI PS2</p> <p>DEV-00412 6690862L002</p>
	<p>N881 IG4 BOTTOM SUPPORT LH ASSY 90</p> <p># PIVOT BOLT = G951</p>	<p>N881 <i>Ventura</i> ADL E200/E400 IG4 + MCV EVOSETI DD IG4</p> <p>6690804N196</p>
	<p>N882 IG4 BOTTOM SUPPORT RH ASSY 90</p> <p># PIVOT BOLT = G951</p>	<p>N882 <i>Ventura</i> ADL E200/E400 IG4 + MCV EVOSETI DD IG4</p> <p>6690805N196</p>
	<p>O272 PS2 BOTTOM SUPPORT LH ASSY</p> <p># PIVOT BOLT = B688 # CATCH BLOCK = P261</p>	<p>O272 <i>Ventura</i> WRIGHTBUS NBFL DD PS</p> <p>DEV-00104</p>

	<p>O273 PS2 BOTTOM SUPPORT RH ASSY</p> <p># PIVOT BOLT = B688 # CATCH BLOCK = P261</p>	<p>O273 <i>Ventura</i> WRIGHTBUS NBFL DD PS</p> <p>DEV-00106</p>
	<p>O400 IG4 BOTTOM SUPPORT RH ASSY 77 (TOGGLE NUT)</p> <p># PIVOT BOLT = G951</p>	<p>O400 <i>Ventura</i> WRIGHTBUS NBFL DD IG4/IG4 PLAT</p> <p>DEV-00096</p>
	<p>O412 IG4 PIVOT POINT BOTTOM</p>	<p>O412 <i>Ventura</i> WRIGHTBUS NBFL</p> <p>DEV-00318</p>
	<p>O413 IG4 PIVOT POINT TOP</p>	<p>O413 <i>Ventura</i> WRIGHTBUS NBFL</p> <p>DEV-00317 DEV-00193</p>
	<p>O415 IG4 CURVED DOOR TOP SUPPORT</p>	<p>O415 <i>Ventura</i> WRIGHTBUS NBFL DD IG4 PLAT</p> <p>DEV-00155</p>
	<p>O553 IG4 GUIDING BRACKET LH</p>	<p>O553 <i>Ventura</i></p> <p>6690849S01</p>
	<p>O554 IG4 GUIDING BRACKET RH</p>	<p>O554 <i>Ventura</i></p> <p>6690849S01</p>

	<p>O670 IG4 CURVED DOOR BOTTOM SUPPORT</p>	<p>O670 <i>Ventura</i> WRIGHTBUS NBFL DD IG4 PLAT</p> <p>DEV-00156</p>
	<p>P256 PS2 BOTTOM SUPPORT LH ASSY</p> <p># PIVOT BOLT = B688 # CATCH BLOCK = P261</p>	<p>P256 <i>Ventura</i> MCV DD EVOSETI PS2</p> <p>6616802P375 66903829</p>
	<p>P257 PS2 BOTTOM SUPPORT RH ASSY</p> <p># PIVOT BOLT = B688 # CATCH BLOCK = P261</p>	<p>P257 <i>Ventura</i> MCV DD EVOSETI PS2</p> <p>6616803D375 66903830</p>
	<p>P725 IG4 GUIDING BRACKET LH 72.5mm</p>	<p>P725 <i>Ventura</i> WRIGHTBUS ECLIPSE SD IG4</p>
	<p>P726 IG4 GUIDING BRACKET RH 72.5mm</p>	<p>P726 <i>Ventura</i> WRIGHTBUS ECLIPSE SD IG4</p>
	<p>Q348 RS DRIVE BRACKET (R643)</p>	<p>Q348 <i>Ventura</i></p>

	<p>S930 PS2 CYLINDER BRACKET</p>	<p>S930 <i>Ventura</i></p>
	<p>S950 PS CABLE BRACKET</p>	<p>S950 <i>Ventura</i></p>
	<p>T986 PS2 BOTTOM SUPPORT LH ASSY</p> <p># PIVOT BOLT = B688 # CATCH BLOCK = P261</p>	<p>T986 <i>Ventura</i> WRIGHTBUS PS2</p> <p>DEV-00416 DP737061</p>
	<p>T987 PS2 BOTTOM SUPPORT RH ASSY</p> <p># PIVOT BOLT = B688 # CATCH BLOCK = P261</p>	<p>T987 <i>Ventura</i> WRIGHTBUS PS2</p> <p>DEV-00481 DP737066</p>
	<p>T988 BOTTOM SUPPORT LH</p>	<p>T988 <i>Ventura</i></p> <p>DEV-00417</p>
	<p>T989 BOTTOM SUPPORT R H</p>	<p>T989 <i>Ventura</i></p> <p>DEV-00420</p>
	<p>U537 IG4 BOTTOM SUPPORT LH ASSY</p> <p># PIVOT BOLT = G951</p>	<p>U537 <i>Ventura</i></p> <p>6690806S01</p>

	<p>U538 IG4 BOTTOM SUPPORT RH ASSY</p> <p># PIVOT BOLT = G951</p>	<p>U538 <i>Ventura</i></p> <p>6690805S01</p>
	<p>VA0203 PS LH END PIECE</p>	<p>VA0203 <i>Ventura</i></p>
	<p>VA0204 PS RH END PIECE</p>	<p>VA0204 <i>Ventura</i></p>
	<p>VA0541 IG4 SENSOR BRACKET</p>	<p>VA0541 <i>Ventura</i></p> <p>6690822L120</p>
	<p>VA0721 CYLINDER BRACKET</p>	<p>VA0721 <i>Ventura</i></p>
	<p>VA0912 PS ROLLER BRACKET</p> <p># USED WITH ROLLER E529 # ROLLER BOLT = VA0557</p>	<p>VA0912 <i>Ventura</i></p> <p>6690864L002</p>

	<p>VA2123 PS2 DOORSHAFT ADJUST BRACKET LH ASSY</p>	<p>VA2123 <i>Ventura</i></p>
	<p>VA2124 PS2 DOORSHAFT ADJUST BRACKET RH ASSY</p>	<p>VA2124 <i>Ventura</i></p>
	<p>VA3191 PS2 DOORSHAFT BRKT LH ASSY 28MM</p>	<p>VA3191 <i>Ventura</i></p>
	<p>VA3192 PS2 DOORSHAFT BRKT RH ASSY 28MM</p>	<p>VA3192 <i>Ventura</i></p>
	<p>VA3289 DOORSHAFT ADJUST BRACKET LH ASSY</p>	<p>VA3289 <i>Ventura</i></p>
	<p>VA3290 DOORSHAFT ADJUST BRACKET RH ASSY</p>	<p>VA3290 <i>Ventura</i></p>
	<p>VA3700 RS BOTTOM SUPPORT RH ASSY (T-SLOT) # PIVOT BOLT = B688</p>	<p>VA3700 <i>Ventura</i> WRIGHTBUS NBFL PLAT RS DEV-00601</p>

	<p>VA3874 PSE Motor Bracket</p>	<p>VA3874 <i>Ventura</i></p>
	<p>VA5480 RS DRIVE BRACKET L</p>	<p>VA5480 <i>Ventura</i></p>
	<p>VA6793 IG4 GUIDING BRACKET LH</p>	<p>VA6793 <i>Ventura</i></p>
	<p>VA6794 IG4 GUIDING BRACKET RH</p>	<p>VA6794 <i>Ventura</i></p>
	<p>VA8532 PS2 SWITCH CAM BRACKET</p>	<p>VA8532 <i>Ventura</i></p> <p style="text-align: right;">6690846S01</p>
	<p>VB2533 PS LH END PIECE</p>	<p>VB2533 <i>Ventura</i></p>
	<p>VB2568 PS RH END PIECE</p>	<p>VB2568 <i>Ventura</i></p>

